Servo Lab Assembly

Fall 2026

Materials Required:



- Servo Plate
- Servo Arm
- Servo with Horns
- 2 Zipties
- 4 Standoffs (longer)
  - Even longer than in presentation!
- 8 4-40 Screws
- Masking Tape
- Sharpie
- Screwdriver

Attach Long Servo Horn To Servo

Use servo screws!







Attach Standoffs (Back, Top of Robot)





Attach Servo Plate Onto Robot



Zip-Tie Servo On To Servo Plate





Zip-Tie Servo On To Servo Plate



Attach Servo Arm to Servo Horn



Attach Sharpie to Servo Horn - Carefully!



Connect the Servo

myservo.attach(20);

